

CITATION SURROUND



OWNER'S MANUAL

harman/kardon
by HARMAN

/ IMPORTANT SAFETY INSTRUCTIONS

Verify Line Voltage Before Use

The Citation speaker has been designed for use with 100-240 volt, 50/60 Hz AC current. Connection to a line voltage other than that for which your product is intended can create a safety and fire hazard and may damage the unit. If you have any questions about the voltage requirements for your specific model or about the line voltage in your area, contact your selling dealer before plugging the unit into a wall outlet.

Do Not Use Extension Cords

To avoid safety hazards, use only the power cord supplied with your unit. We do not recommend that extension cords be used with this product. As with all electrical devices, do not run power cords under rugs or carpets, or place heavy objects on them. Damaged power cords should be replaced immediately by an authorized service center with a cord that meets factory specifications.

Handle the AC Power Cord Gently

When disconnecting the power cord from an AC outlet, always pull the plug; never pull the cord. If you do not intend to use your speaker for any considerable length of time, disconnect the plug from the AC outlet.

Do Not Open the Cabinet

There are no user-serviceable components inside this product. Opening the cabinet may present a shock hazard, and any modification to the product will void your warranty. If water accidentally falls inside the unit, disconnect it from the AC power source immediately, and consult an authorized service center.

/ TABLE OF CONTENTS

IMPORTANT SAFETY INSTRUCTIONS.....	2
INTRODUCTION	4
WHAT'S IN THE BOX.....	5
PRODUCT OVERVIEW.....	6
INSTALLATION.....	8
GET STARTED.....	10
SPECIFICATIONS	13

/ INTRODUCTION

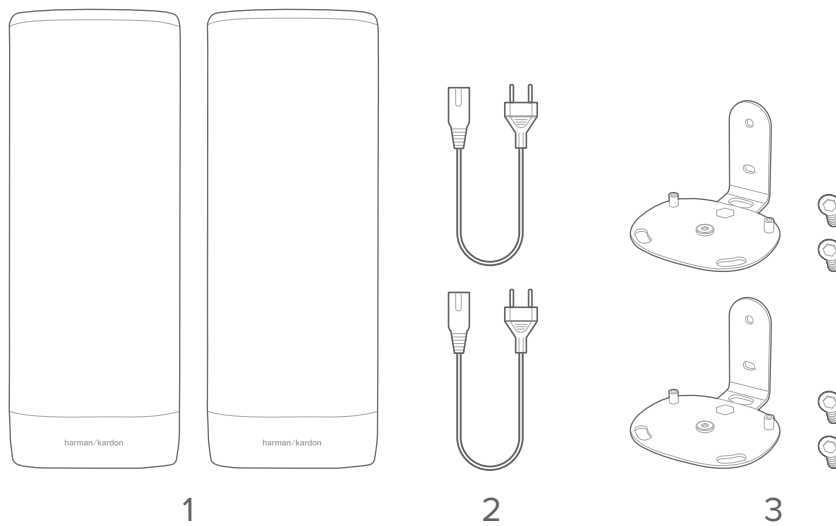
This manual includes information of CITATION SURROUND speakers. We encourage you to take a few minutes to read this manual, which describes the products and includes step-by-step instructions to help you set up and get started. Read and understand all the safety instructions before using your product.

Design and specifications are subject to change without notice.

If you have any questions about these products, their installation or their operation, please contact your Harman Kardon retailer or customer service, or visit us at www.harmankardon.com

/ WHAT'S IN THE BOX

Carefully unpack the box and check if the following parts are included. If any part is damaged, do not use it, contact your Harman Kardon retailer or customer service.

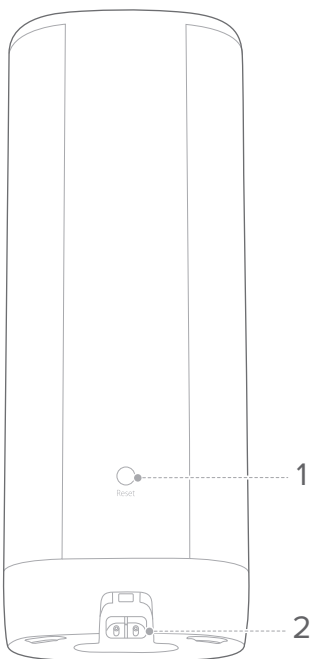


1. Main unit
2. Power cord*
3. Wall-mount brackets

*Power cord quantity and plug type vary by regions.

/ PRODUCT OVERVIEW

Back Panel and Bottom







1. RESET

- Press and hold for 5 seconds to reset.

2. Power connector

LED Indicator



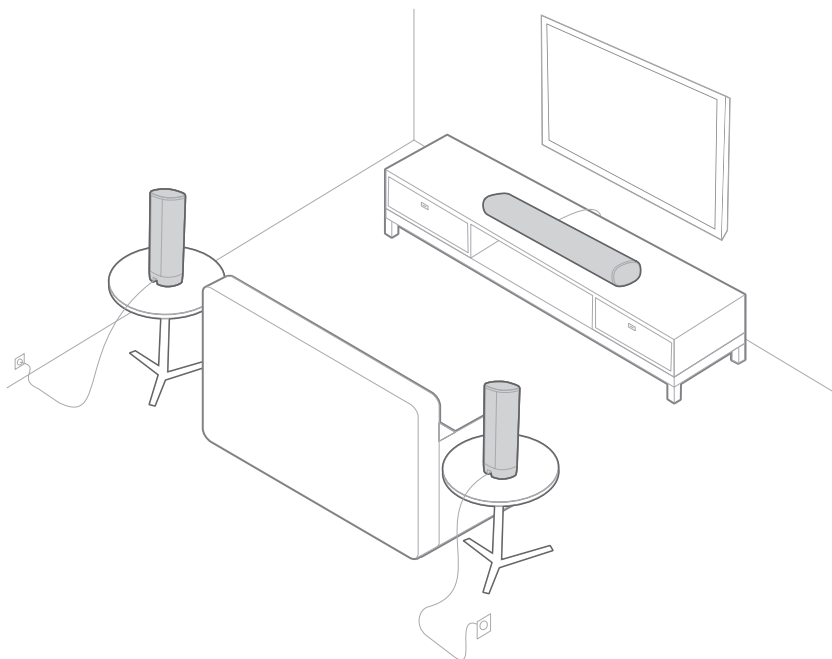
	White (Flashing)	Pairing
	White (Flashing)	Out of range / Lost wireless connection
	White (Constant for 10 seconds and light off)	Wirelessly connected with CITATION BAR

/ INSTALLATION

Placement

Your CITATION SURROUND speakers can be connected with CITATION BAR (sold separately) and used as a pair of satellite speaker.

Place your CITATION BAR in the front center near the TV, and the CITATION SURROUND at approximately the same distance from the seating position.

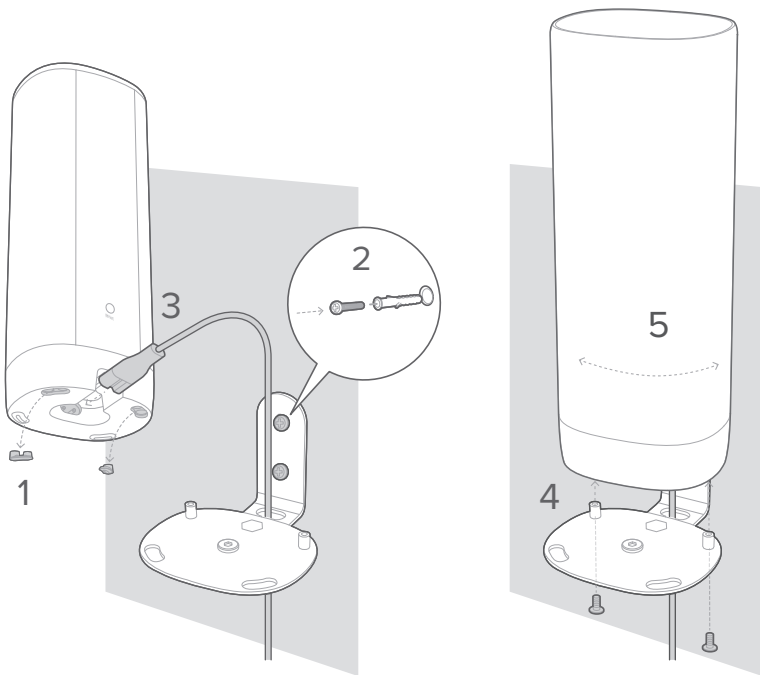


Wall-mount

You can also install the CITATION SURROUND speakers on the rear or side walls.

- 1) Remove the rubber feet from the bottom of the speaker.
- 2) Mount the wall brackets in the wall by using screws.
- 3) Feed the power cord upward through the wall-mount bracket and connect to the power connector.

- 4) Place the speaker on the wall-mount bracket with the supplied screws on the bottom.
- 5) Use the nut at bottom of the wall-mount bracket to angle the speaker and tighten.

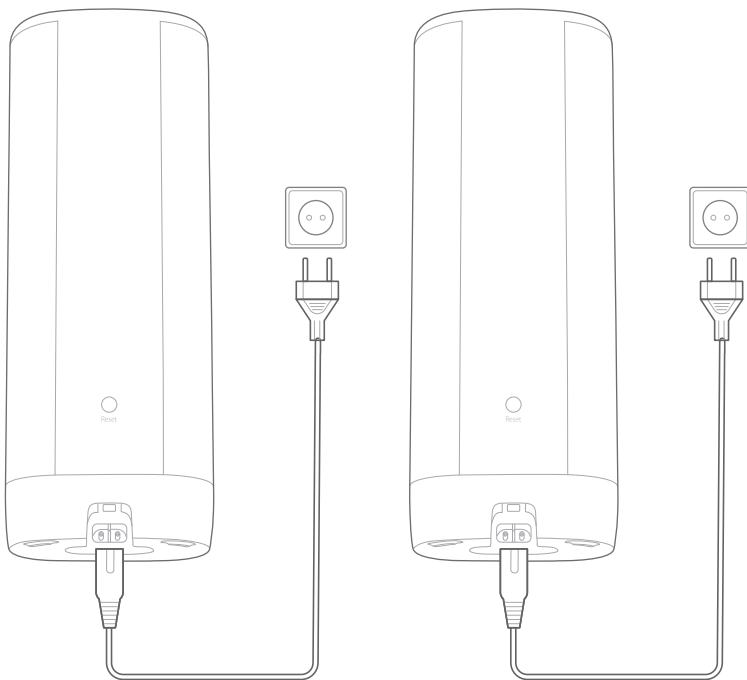


/ GET STARTED

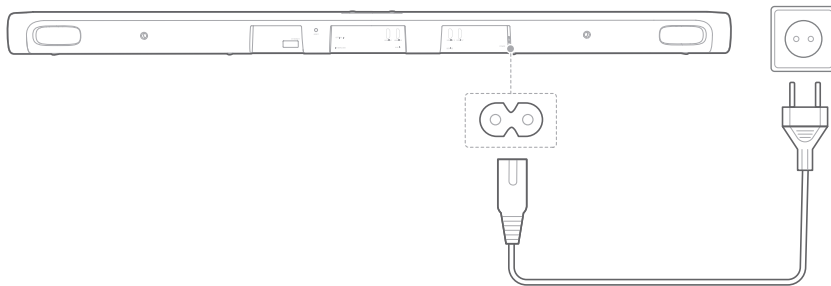
Power On

NOTES:

- Use only the provided power cord.
 - When you disconnect the power cord, always pull the plug, never the cable.
- 1) Plug one end of the AC power cord into the power connector on the bottom of the speaker, then plug the other end to an AC (mains) outlet.
→ CITATION SURROUND speakers will automatically power on.



- 2) Plug one end of the power cord into the **AC IN** connector on the back of CITATION BAR (sold separately), then plug the other end into an AC (mains) outlet.
 - The soundbar will take about 30 seconds to load, then enter standby mode and ready for use.

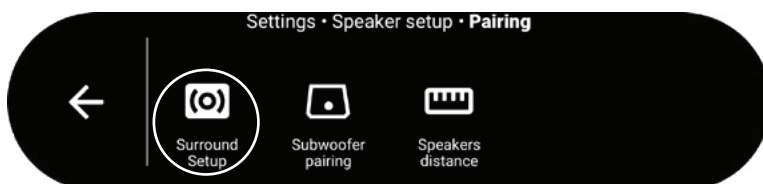


Speaker Setup

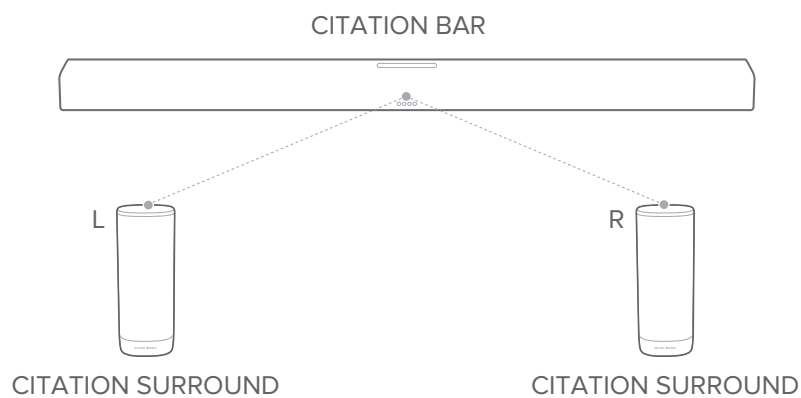
NOTE:

- Keep a maximum distance of 5 meters between CITATION SURROUND and your CITATION BAR.

- 1) Press **“Settings”** > **“Speaker Setup”** > **“Pairing”** > **“Surround Setup”** on the touch screen of CITATION BAR, the soundbar will start to search for satellite speakers.



- 2) Follow the on-screen instructions to verify the speaker locations: **Rear Left (RL)** and **Rear Right (RR)**. If no satellite speakers are found, make sure to power them on and keep them in a close range.



- 3) Follow the on-screen instructions to test tone.
→ You will hear a pairing chime once successfully connected and **“Surround setup successful”** will be displayed on the touch screen of CITATION BAR.
- 4) To remove the setup, press **“Surround Setup”** > **“Remove current Surround setup”** and follow the on-screen instructions.

/ SPECIFICATIONS

- Signal-to-noise ratio: >80dB
- Output power: 2x50W RMS
- Power supply: 100-240V ~ 50/60Hz
- Power consumption in sleep mode: <2.0Watts
- 5G WISA transmitter power: <14dBm
- 5G WISA modulation: OFDM, BPSK, QPSK, 16QAM
- 5G WISA transmitter frequency range (varies by country or region): 5.15 - 5.35GHz, 5.470 - 5.725GHz, 5.725 - 5.825GHz
- Dimension (W x H x D): 105 x 273 x 86mm (4" x 10.7" x 3.3")
- Weight: 1.29kg (2.84 lb)
- Packaging Dimension (W x H x D): 235 x 383 x 150mm (10" x 15" x 6")
- Packaging Weight (Gross): 3.57kg (7.87 lb)

harman / kardon[®]
by HARMAN